



MAP-BASED EFFECT A



MAP-BASED EFFECT B



MAP-BASED + MEDIUM

### ManX ( Pure LIME )

ManX raw materials based on the Manx isle, Manx isle has the manufacture must be used in isle of lime base of pebbles, the quality of the pebbles from a local called "Niarbyl" river, after a pollution-free water washed for a long time, makes the pebbles exceptionally smooth and white, a day of many raw materials procurement from Manntree division will be chosen every pebble to carry on the deep processing, after calcining, filtration, sedimentation and let stand for 48 after working procedure, can be applied directly in the isle of lime base.

Today, ManX which was chosen as the main raw material of Manx isle, brings the natural raw material to China.

#### Applications

**Main ingredients:**  
Limestone, nano calcium carbonate, inorganic minerals, cellulose.

#### Construction process:

1. Directly batch "ManX" again, and pay attention to leveling.
2. Perform a second pass to the batch and then batch at the irregular surface.
3. Perform irregular polishing before "ManX" is dry.

#### Selective construction:

After drying for 24 hours, if water repellent treatment is required, a waterproof glaze wax may be selected.

#### Shelf life:

12 months under normal temperature and dry condition (original factory)

#### Technical Description:

1. The same wall cannot be applied to different batches of material.
2. different bases will make the color (possibly) different.
3. Materials that have been mixed with water should be used up within 24 hours.
4. Waterproof wax must be used when it is applied to a non-waterproof wall or used in a bathroom.

#### Precautions:

Pay attention to the critical point of the environment: the temperature is lower than 5 °C, and the relative humidity is more than 85%.

#### Technical data sheet

Product	Use	Dilution with water	Approx. Coverage	Tools	Overcoating	Colour	Pack
<b>INTERIOR HOW TO PREPARE SURFACE 1ST STEP</b>							
Primer	Interior	Max 50%	5m <sup>2</sup> /kg	Roller,brush	1-2h	Neutral	5kg/22kg
<b>HOW TO PREPARE SURFACE 2ND STEP</b>							
ManX main material	Interior	None	1m <sup>2</sup> /kg	Stainless steel spatula	1-2h	White - tinted with colors	12kg
<b>FINISHING</b>							
Super wax	Interior	Ready to use	10-20m <sup>2</sup> /kg	Sponge	After finish	Neutral	1kg

**Manntree**  
— Paint My Love —

Manntree Paint Co.,Ltd.  
Tel: +44-20-32390208  
Web: www.manntree.co.uk



Headquarters :  
3rd Floor, No.207 Regent  
street, London, United Kingdom



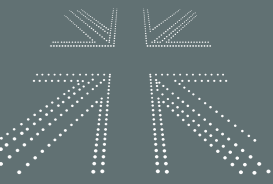
Design by Manntree in United Kindom

**Manntree**  
— Paint My Love —



**Manntree**  
— Paint My Love —

**Manntree**  
— Paint My Love —



**Manntree**  
— Paint My Love —

Manntree  
Design in UK

**Manntree**  
— Paint My Love —



**ManX ( Pure LIME )**

The pure Manki lime-based raw material is based on Mann Island, England. Mann Island has the pebbles that must be used to make the limestone base of the Isle of Man. These high-quality pebbles originate from a local river called "Niarbyl". The long-term scour of non-polluted river water makes these pebbles extraordinarily smooth and white. Every day, many raw material purchasers from Manntree will select each cobblestone for further processing, calcination, filtration, sedimentation, and static operation. After that, it can be directly applied to the limestone base of the Isle of Man.

Reference dosage : ☒-☒-☒kg/☒ times

Preparation tools : batch knife, blade, wool roller

Construction process :

- ☒Please fully mix "ManX" before use.
- ☒evenly brush the primer with a wool roller
- ☒use the batch method to complete the first construction
- ☒After the second construction is completed, pay attention to the light receiving treatment at different angles.

**ManX ( Pure LIME )**

The pure Manki lime-based raw material is based on Mann Island, England.

**ManX ( Pure LIME )**

The pure Manki lime-based raw material is based on Mann Island, England.

**ManX ( Pure LIME )**

The pure Manki lime-based raw material is based on Mann Island, England.



MAP - M01A



MAP - M07A



MAP - M13A



MAP - M19A



MAP - M25A



MAP - M31A



MAP - M37A



MAP - M43A



MAP - M49A



MAP - M55A



MAP - M02A



MAP - M08A



MAP - M14A



MAP - M20A



MAP - M26A



MAP - M32A



MAP - M38A



MAP - M44A



MAP - M50A



MAP - M56A



MAP - M03A



MAP - M09A



MAP - M15A



MAP - M21A



MAP - M27A



MAP - M33A



MAP - M39A



MAP - M45A



MAP - M51A



MAP - M57A



MAP - M04A



MAP - M10A



MAP - M16A



MAP - M22A



MAP - M28A




MAP - M34A



MAP - M40A



MAP - M46A



MAP - M52A



MAP - M58A



MAP - M05A



MAP - M11A



MAP - M17A



MAP - M23A



MAP - M29A



MAP - M35A



MAP - M41A



MAP - M47A



MAP - M53A



MAP - M59A



MAP - M06A



MAP - M12A



MAP - M18A



MAP - M24A



MAP - M30A



MAP - M36A




MAP - M42A



MAP - M48A



MAP - M54A



MAP - M60A

